

Circular

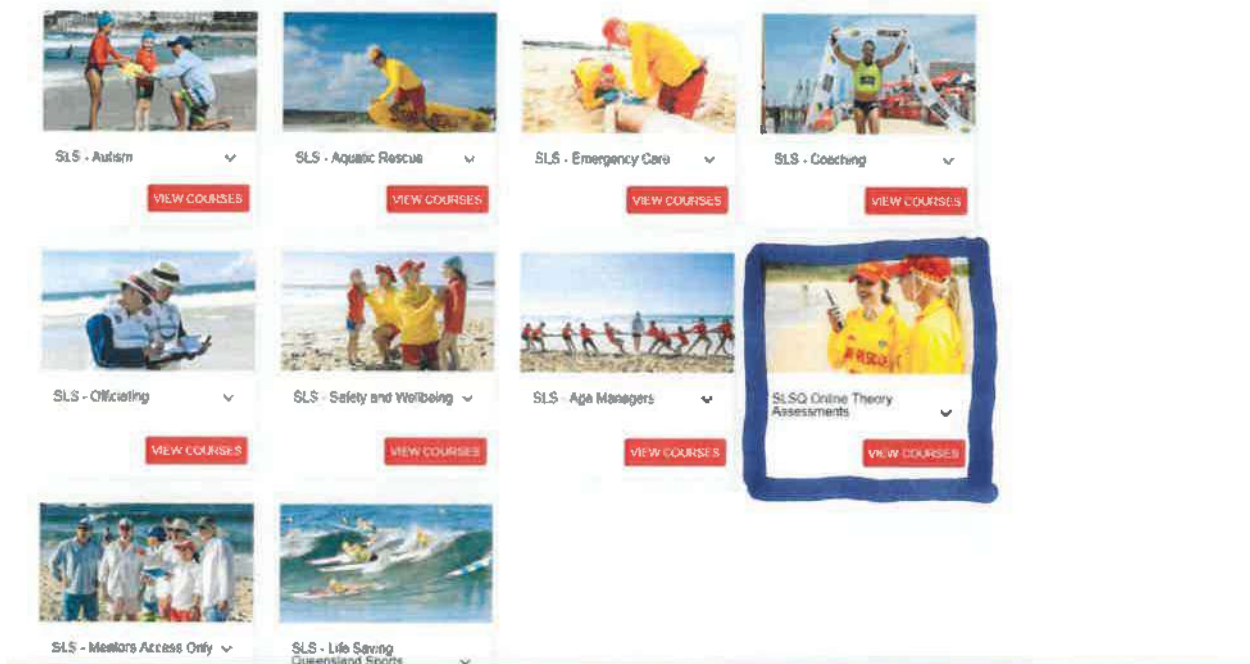
Title:	SLSQ Skills Maintenance Bulletin and Assessment 2019/2020 ready to use
Document ID:	124.08.19
Department:	Member Education
Audience:	ALL SLSQ Patrolling Members, SLSQ Clubs, SLSQ Branches, SLSQ Staff
Summary:	SLSQ advises that the Queensland specific SLSQ Skills Maintenance Bulletin and Assessment 2019/2020 is ready to use is now available for Patrolling Members to access and complete via their SLSA Members Portal – Elearning area. Members will also find screenshots below to help guide them to the correct version for SLSQ Members. Members will find the SLSQ Skills Maintenance Bulletin and Bleeding Control Kit video which they will need to read and watch prior to answering the theory question paper.
Date:	09 August 2019











SLSQ is pleased to advise that **SLSQ Skills Maintenance Bulletin and Assessment 2019/2020** online theory components are now available for all Patrolling Members to complete. SLSQ Members will need to follow the steps below to ensure that they complete the correct (SLSQ) version of the online theory paper relating to Skills Maintenance for the upcoming season.

- Step 1: Log in to your SLSA Members Portal account
- Step 2: Select the eLearning option from the top menu bar
- Step 3: Confirm it shows that you are studying in QLD (if not, contact your club)
- Step 4: Click on the 'Login to eLearning' button at the bottom of the screen and wait for a new page to open (you are now in the eLearning area).
- Step 5: Select 'Training Library' from the top menu which will then take you onto a page called 'Course Categories'.
- Step 6: On 'Course Categories' page locate the 'SLSQ Online Theory Assessments' and click on the 'View Courses' button.

[Home](#) [Training Library](#) [My Learning](#) [Help](#) [Account](#)

Course Categories

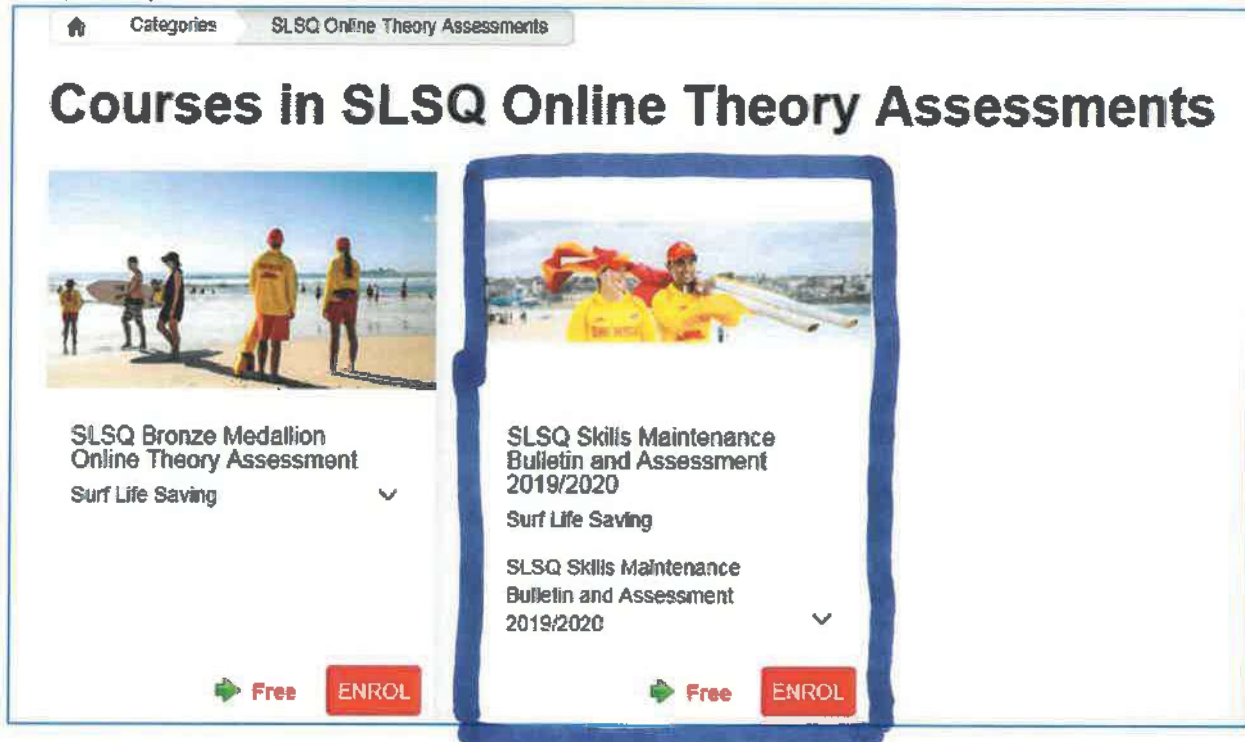


 SLS - Autism VIEW COURSES	 SLS - Aquatic Rescue VIEW COURSES	 SLS - Emergency Care VIEW COURSES	 SLS - Coaching VIEW COURSES
 SLS - Officiating VIEW COURSES	 SLS - Safety and Wellbeing VIEW COURSES	 SLS - Age Managers VIEW COURSES	 SLSQ Online Theory Assessments VIEW COURSES
 SLS - Mentors Access Only VIEW COURSES	 SLS - Life Saving Queensland Sports VIEW COURSES		

Surf Life Saving Queensland


18 Manning Street t. +61 7 3846 8000
 South Brisbane QLD 4101 f. +61 7 3846 8008
 PO Box 3747 w. lifesaving.com.au
 South Brisbane QLD 4101 ABN 27 360 485 381

Step 7: On the 'Courses in SLSQ Online Theory Assessments' page, locate the SLSQ Skills Maintenance Bulletin and Assessment 2019/2020 option and click on the 'ENROL' button.




Categories SLSQ Online Theory Assessments

Courses in SLSQ Online Theory Assessments



SLSQ Bronze Medallion Online Theory Assessment
Surf Life Saving

Free ENROL



SLSQ Skills Maintenance Bulletin and Assessment 2019/2020
Surf Life Saving

SLSQ Skills Maintenance Bulletin and Assessment 2019/2020

Free ENROL



SURF LIFE SAVING

Pay for your course
This is a secure 16-bit SSL Encrypted payment

You have sufficient credit to purchase this course. No additional payment is required.

ITEM	COST
SLSQ Skills Maintenance Bulletin and Assessment 2019/2020	30.00

PROCEED WITH CODE

Step 8: On the next page click 'Process Payment' button (NOTE – the course is free so you will not be charged for it).

Step 9: On the Purchase Complete stage, click 'Go to Training' Button. this will then open you up to a page called 'My Training' which will show any online course you are/have been enrolled in.

My Training SLSQ Skills Maintenance Bulletin and Assessment 2019/2020

SLSQ Skills Maintenance Bulletin and Assessment 2019/2020

Filter By

Show Expired Training



Step 10: Locate the SLSQ Skills Maintenance Bulletin and Assessment **2019/2020** on this page and click 'View' button and on following page click 'Start' button.

Step 11: - Click 'View Slides' and the Bulletin will open up underneath. Click 'Start' to commence your reading and video watching.

Step 12: After reading the Bulletin and watching the video, click the orange 'Take Assessment' button at the bottom of the page. You now have 13 questions to answer. You will need to get all 13 correct to be able to get a completion certificate.

Please make on completion that you either print out your certificate or save as a PDF and email to your club as you will need evidence of having successfully completed the online theory component to undertake your practical skills maintenance requirements.

Surf Life Saving Queensland

18 Manning Street t. +61 7 3846 8000
 South Brisbane QLD 4101 f. +61 7 3846 8008
 PO Box 3747 w. lifesaving.com.au
 South Brisbane QLD 4101 ABN 27 360 485 381